



THE J D RUSSELL COMPANY



CONSTRUCTION AND LANDSCAPING PRODUCTS





OUR HISTORY

Established in 1977, The J D Russell Company (JDR) is a family owned, U.S. based manufacturer. We started making expansion joints for the concrete industry and have branched out to over 20 products within the construction and landscape industries.

OUR MISSION

JDR manufactures high quality products for the landscape and construction industries. We source the highest quality materials and adhere to stringent manufacturing processes, preparation and shipping procedures. We go the extra mile to ensure long product life and maintain satisfied, loyal customers.

OUR PROMISE

We understand that getting our quality products in the hands of our customers is only part of our mission. Being a trusted, dependable partner to them is also important. Delivery is important. We put great effort in making sure your orders get to you quickly and don't arrive damaged. We stand by our products. If you have an issue, we will work with you to resolve it.

OUR FUTURE

At our core, JDR operates on innovation, high quality standards and sustainability. We regularly look at our production methods and monitor the quality of our materials. We are always thinking of ways to improve current products as well as create new ones.



CONSTRUCTION LANDSCAPE

LANDSCAPING



LANDSCAPE EDGING

DURAEDGE • ROLLTOP • GALVANIZED
DURARUST • DURALUM • DURAROLL

LANDSCAPING



EDGING ACCESSORIES

Universal Corners • Start/ End Pieces
Steel Stakes • J-Stakes • Tree Rings

LANDSCAPING

CONSTRUCTION



EXPANSION JOINT MATERIALS

REFLEX • FIBERFLEX • HOMEX 300
Curbing

CONSTRUCTION



CONCRETE ACCESSORIES

Zipstrip, Keyway & Voidcap
Metal Screed Joint/Keyway

CONSTRUCTION




FORMING PRODUCTS

Form Clips • Flat Stacking Ties & Wedges • Smooth
Concrete Dowels • X-Flat Ties • Aluminum Form Ties
Rebar Isolators • Impalement Caps • Nail Stakes

CONSTRUCTION

WHAT IS DURAEDGE?



STRAIGHT EDGE
-or-
ROLL TOP

DURAEDGE is American-made steel landscape edging manufactured by The J D Russell Company. It is available in a durable powder coat finish, unpainted, galvanized or our new weathered finish. JDR uses an exclusive SHOT BLAST preparation process and an ASTM compliant electrostatically applied powder coat paint for a durable long-lasting finish.

CUSTOM WORK

We also offer custom lengths and configurations to suit your specific requirements.

MADE LOCAL BY US FOR YOU

We take pride in our work and even more pride in how we make it. All JDR products are made in the USA and are guaranteed high quality.



PROUDLY MADE IN THE USA

THE DURAEDGE DIFFERENCE

REASONS TO USE DURAEDGE

VERSATILITY: DURAEDGE can be used to separate all types of media. Colors, patterns and textures add dimension.

FUNCTIONALITY: DURAEDGE creates clean crisp lines of separation.

PRACTICALITY: Installation is permanent, crack proof and crushproof. DURAEDGE is economical and easy to install.


When compared to alternatives such as concrete edging.

INFERIOR PREPARATION



RUST & PAINT DELAMINATION

Delamination is an all-too-common occurrence on steel edging. It is aesthetically displeasing and affects the integrity of your landscape installations. Conventional methods of pre-washing and powder coating the steel does little to eliminate rust and scale. These and other contaminants prevent paint finish from adhering properly resulting in delamination and rusting.



EXAMPLES OF SUB PAR FINISH



SUPERIOR COATING PROCESS



THE J D RUSSELL COMPANY USES AN EXCLUSIVE 3 STAGE COATING PROCESS.

The finish on DURAEDGE outlasts our competitors because of our exclusive steel preparation and powder coat processes.

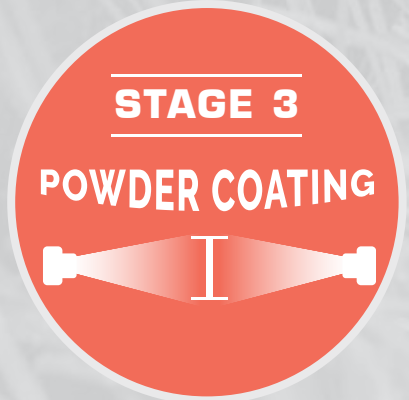
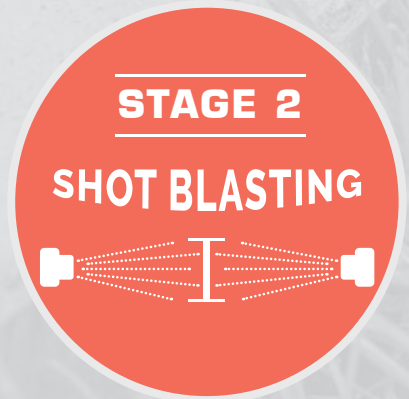
PROCESS OVERVIEW

STEPS 1 & 2 - PREPARATION

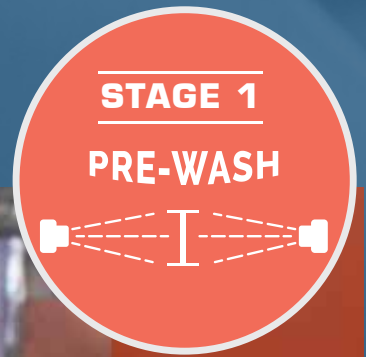
DURAEDGE is run through a detergent-pre-wash followed by the SHOT BLAST PREP. SHOT BLAST PREP removes oil, grease and debris allowing for maximum adhesion of the powder coat. JDR is the only company in the industry with this advanced process.

STEP 3 - POWDER COATING

To meet superior edge performance and corrosion resistance standards, JDR applies an ASTM compliant powder coating to the superior surface.



PRE-WASH



DETERGENT PRE-WASH

STAGE 1

After the raw steel is made into punched edging, it's treated with a detergent pre-wash. This wash removes oils, grease and hard-to-see contaminants from handling and readies the steel for stage 2 - SHOT BLASTING.



8

SHOT BLAST

STAGE 2
SHOT BLASTING



RUSTED MATERIAL ENTERING SHOT BLASTER



DE-SCALED AND READY FOR POWDER COAT

STAGE 2

SHOT BLASTING is a mechanical method of propelling abrasive material using a centrifugal wheel to remove surface contamination, scale and other impurities from steel prior to powder coating. The J D Russell Company is the first and only landscape edging manufacturer in the nation to use the BLASTEC SHOT BLAST system prior to powder coating.



After blasting, the steel is in near white metal condition in compliance with SSPC 10/ NANCE and SSPC 5.1.4. standards.



Meets SSPC 10 / NACE 2

Near white metal surface conditions


SSPC 5.1.4 Blast Cleaning

For the removal of all dirt, grease, rust scale, foreign material and mill scale, rust, old paint and slag to the extent that staining is limited to light shadows, slight streaks, or minor discolorations caused by stains of rust, stains of mill scale, or stains of previously applied paint. Bare steel surfaces have a layer of iron oxide that must be removed before powder coating will adhere to it. Blast cleaning shall be performed in accordance with SSPC Surface Preparation Specification 6. After blasting operations are completed, all surfaces shall be cleaned of blasting products and other residue by the use of compressed air or vacuumed.

ROLL TOP DURAEDGE

ADDED SAFETY FOR HIGH FOOT TRAFFIC AREAS

Where safety may be a concern, Roll Top DURAEDGE incorporates a uniquely rolled top edge with the durability and finishes associated with the DURAEDGE Steel Edging product line. Available in un-coated, galvanized, powder coated or self weathering.





KEEP THOSE FEET & PETS SAFE



THE TOP OF THE EDGING IS ROLLED TO ELIMINATE SHARP EDGES AND PROTECTS PEOPLE AND PETS FROM INJURY.



PETS AND BARE FEET NEED SPECIAL ATTENTION

When safety is a concern, Roll Top Duraedge provides a safe, blunt edge to help prevent injury.




DURAEDGE FOR CONCRETE FORMING



CONCRETE FORMING

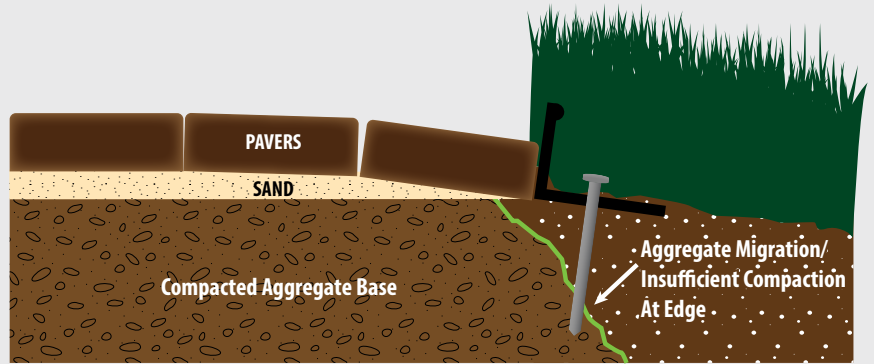
JDR's DUREGGE can be used to save time and money. DURAEDGE eliminates the need to remove a wooden form, and saves on labor costs. Especially flexible for challenging, curvilinear creations. Just form, pour and leave DURAEDGE installed.



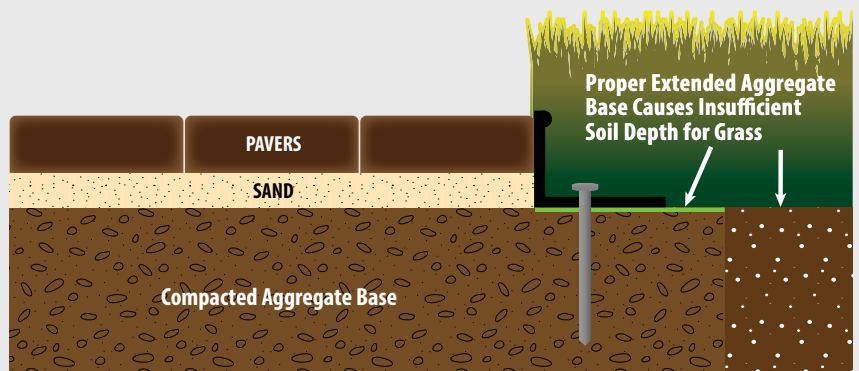
DURAEDGE FOR PAVERS

PAVER EDGING VS. DURAEDGE

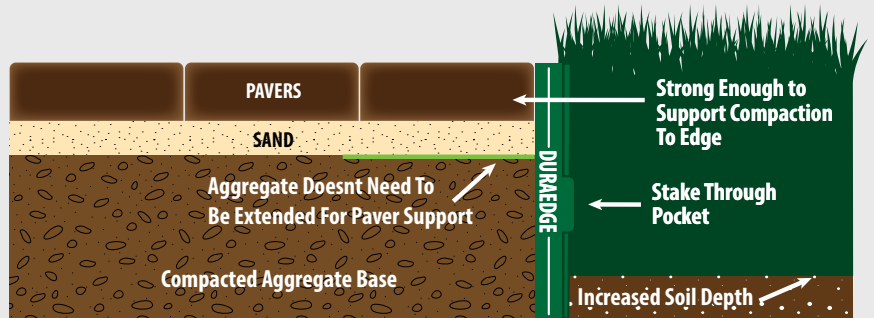
Typical paver edging requires stabilization of the substrate. When soil erosion occurs, the "L" shaped edging can sink beyond the Compacted base causing lumps and uneven surfaces. DURAEDGE is strong enough to support pavers creating even, clean lines.



Traditional Installation - Standard Edging



Correct Installation - Standard Edging

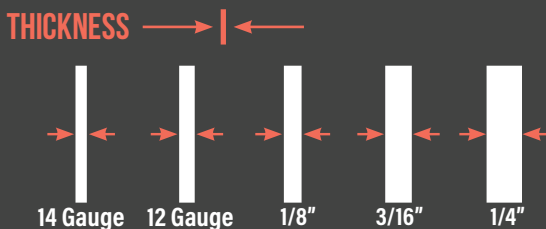


Preferred Installation - Duraedge

DURAEDGE STANDARD FINISHES



STANDARD OPTIONS FOR ALL EDGING*



*SOME OPTIONS ARE SPECIFIC TO EDGE THICKNESS. SEE SPECIFIER OR CONTACT US FOR DETAILS.

LENGTHS



HEIGHTS



CUSTOM SIZES AVAILABLE UPON REQUEST

Standard Top Edge

Rolled Top Edge
(14 gauge only)


CHANNEL YOUR CREATIVITY

WHO SAID LANDSCAPE EDGING CAN'T BE COLORFUL?

Standard Finishes




DURAEDGE STANDARD FINISHES



CUSTOM COLORS

If you are looking for a more custom look, DURAEDGE is available in almost any custom color. Support your favorite sports team, show your college spirit or match your company's color scheme. Contact us today about your custom color options.



ALSO AVAILABLE

SELF WEATHERING STEEL



A-588 STEEL

WEATHERING STEEL

"Weathering steel" is a group of steel alloys developed to eliminate the need for painting. A desirable rusted appearance is achieved after months/years of oxidation. While surface oxidation of weathering steel can take upwards of six months, treatments can accelerate this process.

DURARUST is our self-weathering version of DURAEDGE. Its weathered surface protects deeper penetration when left exposed, increasing its resistance to atmospheric corrosion when compared with other steels. The rust finish is a popular alternative to painted edge installations for an industrial or more rustic appearance, or when edging is sought to blend within its natural surroundings.

A-588 STEEL

steel exhibits superior corrosion resistance over regular carbon steel as a result of the development of a protective oxide film on the metals surface which slows down further corrosion.




Available in:

- 14 Gauge, 12 Gauge, 1/8", 3/16" or 1/4" in lengths of 8', 10' and 16'
- Custom Sizes / Custom Layouts.



 PROUDLY MADE IN THE USA

HOT DIPPED GALVANIZED




IDEAL FOR COASTAL ENVIRONMENTS

DURAEDGE with Hot Dipped Galvanized coating is resistant to corrosive salt air, humidity, and ultra-violet rays. It provides superior durability for all your coastal landscape projects. Available in Standard edge and Roll Top edge.




EDGING ACCESSORIES




COMPARE APPLES TO APPLES

Some companies supply light duty 10 ga. x 12" stakes with their heavy duty edging.


THE J D RUSSELL COMPANY supplies 7 ga. x 16" stakes with our heavy duty edging.




DURAEDGE ACCESSORIES



Universal Corners



Standard Corners



Steel Stakes



ONE PIECE TREE RINGS

Made from the same material as Duraedge, our single-piece, pre-curved steel edging provides added protection to trees. Available in diameters of 3', 4', and 5'. Larger sizes are available in 2 sections. Includes stakes for installation.

ANY SIZE OR SHAPE AVAILABLE



RECTANGLE



CIRCLE



SQUARE



CUSTOM




J-Stakes

ALUMINUM EDGING



DURALUM

Professional aluminum landscape edging is primarily used in residential and light commercial applications where greater flexibility is desired and offers years of proven performance.



DURAROLL




UN-PUNCHED GALVANIZED ROLL TOP EDGING

DURAROLL is The J D Russell Company's un-punched steel landscape edging. Because this edging is galvanized it makes for a durable clean line. DuraRoll is great for projects on a budget.



EDGING DISPLAYS


We are excited to offer our customers access to our high-quality edging displays, which have been designed to showcase our range of finishes and sizes in an easily accessible and convenient format. Our edging displays are an ideal way for your customers to engage with our various finishes and sizes of edging, allowing them to interact with the product and get a true sense of its quality and functionality.



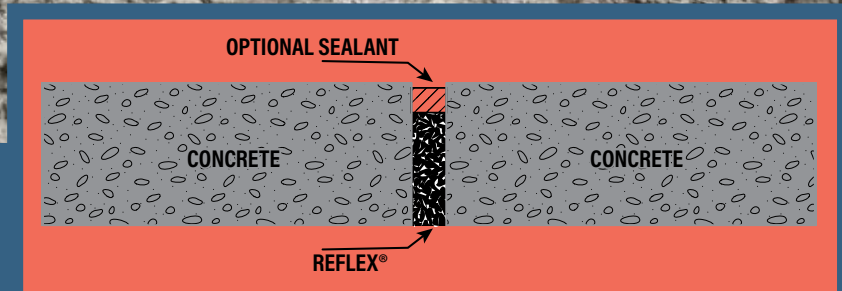
These displays measure 6 feet in height and 3 feet in width, providing ample space for customers to explore and compare their options.

Contact us for details on how to order one today!

 (800) 888-7425 • JDRUSSELLCO.COM 



REFLEX[®] RUBBER EXPANSION JOINT



REFLEX[®] RUBBER EXPANSION JOINT FILLER

is made from 100% post-consumer rubber & plastic. The majority of the rubber comes from old tires that you see littering the shoulders of highways and overflowing landfills. When using REFLEX[®] in the construction of just one single family residence, builders are able to consume the equivalent of 8.3 passenger car tires. So when planning your next project choose REFLEX[®].



USDA TESTING FOUND THAT REFLEX[®] IS FAR LESS SUSCEPTIBLE TO TERMITE PENETRATION THAN OTHER EXPANSION JOINTS.



DUE TO THE PROVEN DURABILITY OF REFLEX®, ITS USE HAS BEEN PRE-APPROVED BY MOST U.S. STATES & PARTS OF CANADA FOR NEW ROADWAY CONSTRUCTION.

REFLEX® is a rubber expansion joint filler that is the first of its kind. Made from recycled materials, it is environmentally friendly, top of the line in quality, and made in the USA.



Use REFLEX® rubber expansion joints in a wide variety of projects including:

-  Roadways
-  Parking Lots
-  Sidewalks
-  Patios
-  Driveways
-  Curbs
-  Flooring



REFLEX® meets or exceeds:

ASTM D1751-04, D1752-04a and D994
 AASHTO M-213-95 and M-153-98
 Federal Specification HH-F-341f.


*Applies to REFLEX® ½" or greater in thickness

DIMENSIONS

Thickness:	Width:	Length:
1/4", 3/8", 1/2", 3/4", 1"	Customizable up to 48"	Available in 5' and 10'



SEE DATA SHEETS IN THE BACK OF THE CATALOG FOR SHIPPING QUANTITY INFORMATION



MATCHES WITH MULTIPLE POPULAR CONCRETE COLORS


MULTI-PURPOSE, MULTI-COLORED, RUBBER EXPANSION-CONTRACTION JOINT FILLER

REFLEX® IS BREAKING NEW GROUND

in the concrete industry by providing, for the first time, a colored edge that is ultraviolet stable on one edge with the opposing edge formed of natural black rubber color. Colored edge REFLEX is also made up of components identical to core REFLEX with the addition of a proprietary colorant used in forming a co-extruded covering along one of the opposing edges and extending down 3/4" down each side. The end user will have 5 color options to choose from: CONCRETE COLOR, LIGHT GRAY, TERRA COTTA, TAN, and RED BRICK. Optionally, the end user may elect to show the opposing black edge simply by turning the piece over.


Finishes

-  Terra Cotta
-  Tan
-  Red Brick
-  Light Gray
-  Concrete Color




-or-





MULTI-COLORED REFLEX® RUBBER EXPANSION JOINT

manufactured by The J D Russell Company is made of 100% recycled materials composed of discarded tires and post-consumer plastic. The rubber and polymers are thermally bonded together during the extrusion process, forming a molecular bond that produces an expansion joint that is the most durable and flexible expansion joint in the industry boasting a one-hundred-year life cycle. Both the vulcanized rubber and polymers are chemically inactive, meaning their chemical components will never leach into the environment or adjacent cementitious, especially during inclement weather and cleanups. Both components of REFLEX are non-hygroscopic; they do not absorb moisture internally, the components retain their original properties resulting in a product that will not degrade or deteriorate, unlike fiber expansion joint.



BRUSH-ON EDGE KIT

Available if the user chooses to color exposed edge.

MATCHES WITH MULTIPLE POPULAR CONCRETE COLORS



LIGHT GRAY



TAN



RED BRICK



CONCRETE COLOR



TERRA COTTA

NEED SAMPLES?

Contact us about our color sample display units. Counter top or wall mounted to show your customers all of the options available to them.



SCAN TO REQUEST SAMPLES



**PROUDLY MADE
IN THE USA**





REFLEX®

TEAR TAB
RUBBER EXPANSION JOINT FILLER

REFLEX® TEAR TAB EXPANSION JOINT FILLER

JDR's Reflex Tear Tab brings an inexpensive, simple and easy solution to concrete installations requiring joint sealant. Its patented, co-extruded "pull cord" feature is tough ensuring an easy removal thereby leaving a clean one-half inch deep void for sealant. Reflex Tear Tab eliminates the use of expensive void cap systems.



INTERNAL CORD - - - - -

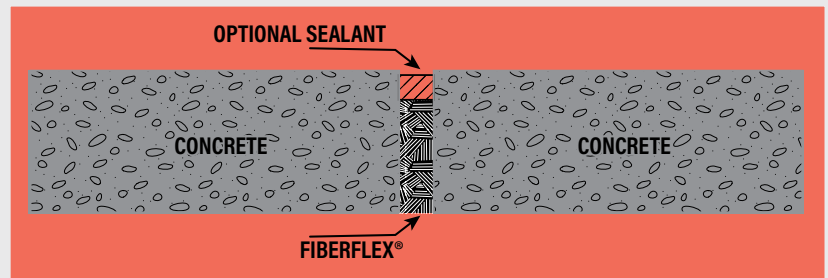
Provides structural integrity to the tear strip and ensures a clean separation.

TEAR TAB IS AVAILABLE IN 1/2" X 3 1/2", 4", 6" X 5' AND 10'

FIBERFLEX FIBER EXPANSION JOINT



FIBERFLEX
FIBER EXPANSION JOINT



FIBERFLEX® EXPANSION JOINT FILLER

fits the bill for virtually any commercial or residential application. From airport runways to interstate highways, parking garages to driveways, FIBERFLEX prevents damage to concrete caused by expansion. FIBERFLEX is proprietary wood fiber blend of treated wood fibers and additives which yields flexible, easy -to-handle boards. Stronger and lighter than other expansion joint filler compounds. It's easy to install, resists breakage, cuts cleanly and is easily held in position during pouring.



CURB EXPANSION JOINT FILLER

Most municipalities have a specific curb shape. We can cut to match any template.
Available Thickness: 3/8" , 1/2" , 3/4" , 1".



HOMEX 300 IS A MULTIFUNCTIONAL CONCRETE EXPANSION JOINT THAT CAN ALSO BE USED FOR FORMING AND SCREEDING.

HOMEX 300 is a pre-molded wood fiber strip for use in concrete and masonry joints to compensate for contraction and expansion caused by temperature change. Because of its resilient composition, HOMEX is installed neatly and easily, without danger of misalignment or breakage. It will not extrude in hot weather nor crack in cold weather. The natural gray color blends with concrete to further enhance the appearance of the finished job.


HOMEX 300

conforms to:

ASTM D-1751
VOC Compliant
Non-Bituminous

STANDARD DIMENSIONS

<u>Thickness:</u>	<u>Width:</u>	<u>Length:</u>
1/2"	Customizable up to 48"	Available in 5' and 10'






EZ-STRIP FORM CLIP

A NEW SOLUTION TO AN OLD PROBLEM

The EZ-Strip Form Clip from The J D Russell Company is a highly innovative product that makes it easy to remove the clip after the pour. It features a unique design with patented tool-receiving slots that allow you to apply upward pressure with a hammer claw, pry bar, or screwdriver to manipulate and create movement, making it easier to break the bond without causing damage. With the EZ-Strip Form Clip, your crew will be able to strip forms more quickly, efficiently and with minimal damage to the clips and your valuable form panels.




EZ-REMOVAL



SAVE MONEY & TIME WITH EZ-STRIP



GOUGES, DENTS AND CHIPS FROM CONVENTIONAL FORM CLIP REMOVAL RUINS EXPENSIVE FORMS



CONVENTIONAL FORM CLIPS

Once the concrete enters the form, pressure is applied outwardly, locking the form clips in place. Removal of the clips requires a claw hammer or pry bar to be inserted between the clip and the wood form. The removal process causes gouging and chipping over time, shortening the life span of expensive form boards as well as increasing the amount of time it takes to strip the forms.




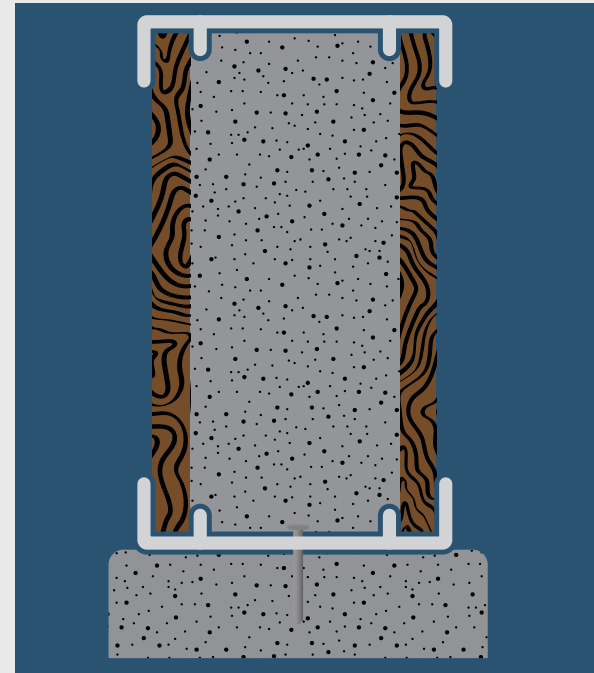
PROUDLY MADE IN THE USA

CONCRETE FORMING



FORM CLIPS

The J D Russell Form Clip is readily used with HDO plywood to form stem walls, cast-in-place walls and basement walls. Foundations and wall thicknesses can vary with accuracy when using this system. Various widths available for panel thicknesses of 3/4", 1-1/8" and 1-5/8".



CONCRETE FORMING



ISOLATORS

The key to effortless, reinforce steel footing & Foundations.

- Helps prevents electrolysis.
- Holds #4 and #5 rebar, eliminating tie wire.
- Sturdy steel pins, readily driven into hard ground.
- Dual purpose product, sets rebar height.
- Labor saving, quick & easy installation.



Adjustable plastic isolator sets rebar height. Supports #4 and #5 rebar. Will not rust or corrode.

	#4 ISOLATOR	#5 ISOLATOR	ISOLATOR	DOUBLE ISOLATOR
Length	11"	10"	2.5"	22"
Pin Dia.	.270	.270	#3, 4 or 5 Rebar	.270
Box Size	12 x 15 x 6	12 x 15 x 5	13 x 18 x 5	23 x 12 x 6
Box Weight	28 lbs.	28 lbs.	32 lbs.	45 lbs.
Pcs. p/Box	150 pcs.	150 pcs.	1000 pcs.	100 pcs.
Boxes p/Pallet	50 bxs.	50 bxs.	36 bxs.	32 bxs.
Pcs. p/Pallet	7500 pcs.	7500 pcs.	3600 pcs.	3200 pcs.
Pallet Weight	1400 lbs.	1400 lbs.	1152 lbs.	1440 lbs.



HIGH-STRENGTH WEDGES DESIGNED TO SLIP OVER THE HEAD OF FLAT TIES TO PROVIDE AMPLE BEARING AREA FOR PROPER WALL LOAD DISTRIBUTION.

TIES & WEDGES

 PROUDLY MADE IN THE USA




FLAT STACKING TIES

Sold in boxes of 100

FLAT STACKING TIE WEDGE

Use with JDR's Flat Stacking Ties
Accommodates all sizes of flat stacking ties.

FLAT STACKING
TIES & WEDGES




X-FLAT TIES

X-Flat ties are designed for use in most steel-ply modular forming systems utilizing wedge bolts to secure form work.

Available Sizes: 6", 8", 10", and 12"

X-FLAT TIES



ALUMINUM FORM TIES

Used to secure aluminum forms in order to pour the desired wall thickness. Ties feature easy-break notches that break horizontally flush with the wall. Location notches allow placement of reinforcing steel. Available in full or nominal sizes from 6-36 inches. Sold 100 per bundle.

ALUMINUM FORM TIES

CONCRETE FORMING



SEE DATA SHEETS IN THE BACK OF THE CATALOG FOR SHIPPING QUANTITY INFORMATION

NAIL STAKES

JDR uses heat induction technology to draw points on its nail stakes resulting in the most durable and strongest point possible. Our products are made entirely in the USA by American workers with American steel. Available with drilled holes or solid. Diameters: 17mm, 18.2mm, 3/4", 7/8"



**AVAILABLE
IN**



12", 18", 24", 30",
36", 42", 48"

TIRED OF USING 36" STAKES FOR EVERY JOB?

When it comes to construction, one size doesn't fit all. That's why The J D Russell Company now manufactures square concrete stakes in multiple lengths. Using the same heat induction technology as we do with our round nail stakes, NOW Square Stakes are offered in multiple lengths.



**PROUDLY MADE
IN THE USA**

SAFETY CAPS



IMPALEMENT CAPS

The JDR IMPALEMENT CAP (The JDR CAP) is a Cal OSHA approved Safety device. The JDR CAP is 4"x4"(top dimension) made from a specially engineered resin with a uniquely designed stabilizing fins and 3/16" steel insert. This steel insert prevents rebar protrusion out the side or center of the cap while the four fins ensure self-centering installation. Manufactured in visibility safety orange, The JDR CAP was made to prevent injury on job sites where employees work around and over exposed or projecting reinforcing steel, or other similar projections. Fits rebar sizes #3 (3/8", 10mm) up to #11(1 3/8",36mm), flat stakes (3/8" x 1 1/2") and round stakes (3/8" to 1 3/8"). Rated for 250lb drop up to 7 1/2" feet. Weight 4.7 oz each.

34

CONSTRUCTION PRODUCTS



PROUDLY MADE
IN THE USA



- Helps protect workers from hazardous protruding rebar by marking and covering the ends
- Helps prevent job-site injury
- Bright orange for high visibility
- Ideal for any rebar application
- Cal OSHA #C-1739-AG

SMOOTH CONCRETE DOWELS



DOWEL BARS

Dowel bars are short steel bars that provide a mechanical connection between slabs without restricting horizontal joint movement. They increase load transfer efficiency by allowing the leave slab to assume some of the load before the load is actually over it, thus reducing joint deflection and stress in the approach and leave slabs.



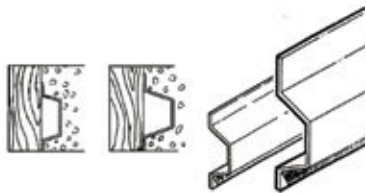
DOWEL BAR SPADES

Used to hold and align the dowel bar while reinforcing or joining concrete sections.



PROUDLY MADE
IN THE USA

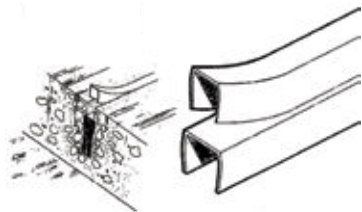
CONCRETE ACCESSORIES



KEYWAY

This flexible polyethylene strip is nailed to a form or header before pouring. When stripped out later, a keyway is left in the concrete. Used to lock multiple on-grade slabs together in tilt-up buildings, industrial floors, curbs, driveways and wherever specified. Will not split, chip or crack in any temperature.

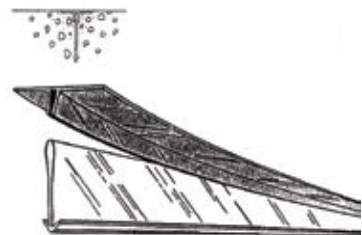
PLASTIC EXPANSION
JOINT PRODUCTS



VOIDCAP

A polystyrene cap with a removable top. When placed over asphalt impregnated expansion joint, the top section can be separated from the bottom section creating a 1/2" x 1/2" void on the surface of the concrete. Polysulfide rubber of Thiokol can be poured into the void on top of the remaining cap. The cap acts as a barrier eliminating migration of chemical seepage to the surface of the concrete.

PLASTIC EXPANSION
JOINT PRODUCTS



ZIPSTRIP

Used anywhere a separation or control joint is required. Finished to the top of grade, zip off the top strip and finish.

PLASTIC EXPANSION
JOINT PRODUCTS



METAL SCREED JOINT/KEYWAY

We offer a galvanized keyfold joint system for concrete slabs in depths of 3", 4", 6", 8", 10", and 12". This product is sold in 10' lengths. To place an order or request more information, please contact a sales representative.

KEYFOLD JOINT SYSTEMS FOR
CONCRETE SLABS


ALSO AVAILABLE

ALSO AVAILABLE

Poly Foam • Neoprene • Cork • Rebar • Wire Mesh • Poly Sheeting • Tie Wire • Bar Ties (Loop Ties)

CONTACT US
FOR ORDERING
INFORMATION

SHIPPING & DISTRIBUTION



MANUFACTURING

Our steel products are proudly made in the USA using high quality materials & production processes.



SHIPPING

We ship using our own fleet of flatbed trailers & trusted partners ensuring fast delivery & avoiding product damage .



DISTRIBUTION

Our products are stocked by resellers nationwide. Contact your regional office for retailers in your area.

The J D Russell Company has resellers located around the United States that stock our products making it easy to order our products and receive them in a timely fashion.

WE HANDLE THE LOGISTICS

The J D Russell Company has a fleet of flatbed semitrucks as well as trusted delivery partners trained in the proper handling of our products. Why is this important? Product arriving damaged to the destination is unfortunately an all-too-common occurrence when using shipping methods other than a flatbed and fork lift. For example, when using LTL shipping, the item is loaded into a van which doesn't allow for the specially designed crate to be loaded properly. Chains are usually used to pull the crate out. Typically, a shipment will pass through multiple shipping hubs where this procedure will occur multiple times. By the time it arrives at the job site, the product is damaged. The JD Russell Company avoids these problems by using our own fleet of flatbed trucks to deliver our products.



REFLEX EXPANSION JOINT FILLER

CLF = 100 LINEAR FEET

Product Code
Solid Black *-or-* Color Edge

Description

Pallet Quantities

1/2"

JR12C2005	1/2" X 2" X 5'	96 CLF/PLT
JR12C2010	1/2" X 2" X 10'	96 CLF/PLT
JR12C3005	1/2" X 3" X 5'	64 CLF/PLT
JR12C3010	1/2" X 3" X 10'	64 CLF/PLT
JR12C3505 <i>-OR-</i> JR12- XX -3505	1/2" X 3-1/2" X 5'	56 CLF/PLT
JR12C3510 <i>-OR-</i> JR12- XX -3510	1/2" X 3-1/2" X 10'	56 CLF/PLT
JR12C4005 <i>-OR-</i> JR12- XX -4005	1/2" X 4" X 5'	48 CLF/PLT
JR12C4010 <i>-OR-</i> JR12- XX -4505	1/2" X 4" X 10'	48 CLF/PLT
JR12C5005 <i>-OR-</i> JR12- XX -5005	1/2" X 5" X 5'	40 CLF/PLT
JR12C5010 <i>-OR-</i> JR12- XX -5505	1/2" X 5" X 10'	40 CLF/PLT
JR12C5505	1/2" X 5-1/2" X 5'	36 CLF/PLT
JR12C5510	1/2" X 5-1/2" X 10'	36 CLF/PLT
JR12C6005 <i>-OR-</i> JR12- XX -6005	1/2" X 6" X 5'	32 CLF/PLT
JR12C6010 <i>-OR-</i> JR12- XX -6505	1/2" X 6" X 10'	32 CLF/PLT
JR12C7005	1/2" X 7" X 5'	28 CLF/PLT
JR12C7010	1/2" X 7" X 10'	28 CLF/PLT
JR12C8005	1/2" X 8" X 5'	24 CLF/PLT
JR12C8010	1/2" X 8" X 10'	24 CLF/PLT

1/4"

JR14C2005	1/4" X 2" X 5'	192 CLF/PLT
JR14C2010	1/4" X 2" X 10'	192 CLF/PLT
JR14C3005	1/4" X 3" X 5'	128 CLF/PLT
JR14C3010	1/4" X 3" X 10'	128 CLF/PLT
JR14C3505	1/4" X 3-1/2" X 5'	112 CLF/PLT
JR14C3510	1/4" X 3-1/2" X 10'	112 CLF/PLT
JR14C4005	1/4" X 4" X 5'	96 CLF/PLT
JR14C4010	1/4" X 4" X 10'	96 CLF/PLT
JR14C5005	1/4" X 5" X 5'	80 CLF/PLT
JR14C5010	1/4" X 5" X 10'	80 CLF/PLT
JR14C6005	1/4" X 6" X 5'	64 CLF/PLT
JR14C6010	1/4" X 6" X 10'	64 CLF/PLT
JR14C7005	1/4" X 7" X 5'	56 CLF/PLT
JR14C7010	1/4" X 7" X 10'	56 CLF/PLT
JR14C8005	1/4" X 8" X 5'	48 CLF/PLT
JR14C8010	1/4" X 8" X 10'	48 CLF/PLT

3/4" AND 1" IN SOLID BLACK AVAILABLE UPON REQUEST.

"-XX-" = COLOR CODE

CONCRETE COLOR="CC, LIGHT GRAY="GR"; RED BRICK="RB"; TERRA COTTA="TC"; TAN="TN"

FIBERFLEX EXPANSION JOINT FILLER*CLF = 100 LINEAR FEET*

Product Code	Description	Pallet Quantities
JF12	1/2" X 44" X 10'	2,933 SFT/PLT
JF12C2010S	1/2" X 2" X 10'	192 CLF/PLT
JF12C3010S	1/2" X 3" X 10'	128 CLF/PLT
JF12C3005S	1/2" X 3" X 5'	64 CLF/PLT
JF12C3510S	1/2" X 3-1/2" X 10'	112 CLF/PLT
JF12C3505S	1/2" X 3-1/2" X 5'	56 CLF/PLT
JF12C4010S	1/2" X 4" X 10'	96 CLF/PLT
JF12C4005S	1/2" X 4" X 5'	48 CLF/PLT
JF12C5010S	1/2" X 5" X 10'	80 CLF/PLT
JF12C5005S	1/2" X 5" X 5'	40 CLF/PLT
JF12C5510S	1/2" X 5-1/2" X 10'	72 CLF/PLT
JF12C5505S	1/2" X 5-1/2" X 5'	36 CLF/PLT
JF12C6010	1/2" X 6" X 10'	64 CLF/PLT
JF12C6005	1/2" X 6" X 5'	32 CLF/PLT
JF12C8010	1/2" X 8" X 10'	48 CLF/PLT
JF12C8005	1/2" X 8" X 5'	24 CLF/PLT
JF12C9010	1/2" X 9" X 10'	40 CLF/PLT
JF12C9005	1/2" X 9" X 5'	20 CLF/PLT
JF38	3/8" X 48" X 10'	4,000 SFT/PLT
JF3805	3/8" X 48" X 5'	2,000 SFT/PLT
JF38C2010S	3/8" X 2" X 10'	240 CLF/PLT
JF38C2005S	3/8" X 2" X 5'	120 CLF/PLT
JF38C3010S	3/8" X 3" X 10'	160 CLF/PLT
JF38C3005S	3/8" X 3" X 5'	80 CLF/PLT
JF38C3510S	3/8" X 3-1/2" X 10'	140 CLF/PLT
JF38C3505S	3/8" X 3-1/2" X 5'	70 CLF/PLT
JF34	3/4" X 44" X 10'	1,833 SFT/PLT
JF3405	3/4" X 44" X 5'	917 SFT/PLT
JF10	1" X 44" X 10'	2,933 SFT/PLT
JF1005	1" X 44" X 5'	734 SFT/PLT

*3/4" AND 1" AVAILABLE IN CUT SIZES.***PRODUCT DATA**

HOMEX 300 EXPANSION JOINT FILLER

CLF = 100 LINEAR FEET

Product Code	Description	Pallet Quantities
JH12	1/2" X 48" X 10'	1,600 SFT/PLT
JH12C3010	1/2" X 3" X 10'	64 CLF/PLT
JH12C3510	1/2" X 3-1/2" X 10'	56 CLF/PLT
JH12C4010	1/2" X 4" X 10'	48 CLF/PLT
JH12C5010	1/2" X 5" X 10'	40 CLF/PLT
JH12C5510	1/2" X 5-1/2" X 10'	36 CLF/PLT
JH12C6010	1/2" X 6" X 10'	32 CLF/PLT

SMOOTH CONCRETE DOWELS

Product Code	Description	Pallet Quantities
RBDB1212	1/2" X 12"	2000 PCS/PLT
RBDB1218	1/2" X 18"	2000 PCS/PLT
RBDB1224	1/2" X 24"	1500 PCS/PLT
RBDB5812	5/8" X 12"	2000 PCS/PLT
RBDB5818	5/8" X 18"	1500 PCS/PLT
RBDB5824	5/8" X 24"	1000 PCS/PLT
RBDB3412	3/4" X 12"	1500 PCS/PLT
RBDB3418	3/4" X 18"	1000 PCS/PLT
RBDB3424	3/4" X 24"	705 PCS/PLT

OTHER SIZES AVAILABLE

ISOLATOR REBAR STAKES

C = 100 PIECES

Product Code	Description	Pallet Quantities
IS04	#4 REBAR ISOLATOR	75 C/PLT
IS05	#5 REBAR ISOLATOR	75 C/PLT
IS02	DOUBLE REBAR ISOLATOR	50 C/PLT
ISADJ	ADJUSTABLE ISOLATOR	30 C/PLT

METAL KEYWAY (SCREED)

CLF = 100 LINEAR FEET

Product Code	Description	Pallet Quantities
JSC35	3-1/2" X 10'	36 CLF/PLT
JSC45	4-1/2" X 10'	30 CLF/PLT
JSC55	5-1/2" X 10'	30 CLF/PLT
JSC75	7-1/2" X 10'	24 CLF/PLT
JSC95	9-1/2" X 10'	20 CLF/PLT

12", 15", & 18" SCREED STAKES available PACKS OF 100

ROUND NAIL STAKES - 3/4" NOMINAL (18.2MM)

Product Code	Description	Pallet Quantities
NSN3412LT	3/4" X 12"	15 C/PLT
NSN3418LT	3/4" X 18"	10 C/PLT
NSN3424LT	3/4" X 24"	7.5 C/PLT
NSN3430LT	3/4" X 30"	6 C/PLT
NSN3436LT	3/4" X 36"	5 C/PLT
NSN3448LT	3/4" X 48"	3.5 C/PLT

ROUND NAIL STAKES - 3/4" FULL THICKNESS (19MM)

Product Code	Description	Pallet Quantities
NSN3412	3/4" X 12"	15 C/PLT
NSN3418	3/4" X 18"	10 C/PLT
NSN3424	3/4" X 24"	7.5 C/PLT
NSN3430	3/4" X 30"	6 C/PLT
NSN3436	3/4" X 36"	5 C/PLT
NSN3448	3/4" X 48"	3.5 C/PLT

ROUND NAIL STAKES - 7/8" NOMINAL

Product Code	Description	Pallet Quantities
NSN7812LT	7/8" X 12"	10 C/PLT
NSN7818LT	7/8" X 18"	7 C/PLT
NSN7824LT	7/8" X 24"	5 C/PLT
NSN7830LT	7/8" X 30"	4 C/PLT
NSN7836LT	7/8" X 36"	3.5 C/PLT
NSN7848LT	7/8" X 48"	2.5 C/PLT

ROUND NAIL STAKES - 7/8" FULL THICKNESS

Product Code	Description	Pallet Quantities
NSN7812	7/8" X 12"	10 C/PLT
NSN7818	7/8" X 18"	7 C/PLT
NSN7824	7/8" X 24"	5 C/PLT
NSN7830	7/8" X 30"	4 C/PLT
NSN7836	7/8" X 36"	3.5 C/PLT
NSN7848	7/8" X 48"	2.5 C/PLT

SQUARE NAIL STAKES - 5/8" FULL THICKNESS

Product Code	Description	Pallet Quantities
NSQ3412LT	5/8" X 12"	15 C/PLT
NSQ3418LT	5/8" X 18"	10 C/PLT
NSQ3424LT	5/8" X 24"	7.5 C/PLT
NSQ3430LT	5/8" X 30"	6 C/PLT
NSQ3436LT	5/8" X 36"	6 C/PLT
NSQ3448LT	5/8" X 48"	3.5 C/PLT

DURAEDGE & DURARUST

LFT = LINEAR FEET

Product Code	Description	Pallet Quantities
ED144010	14G X 4" X 10'	1,000 LFT/PLT
ED146010	14G X 6" X 10'	1,000 LFT/PLT
EDT144010	14G X 4" X 10' ROLLTOP	1,000 LFT/PLT
EDT146010	14G X 6" X 10' ROLL TOP	1,000 LFT/PLT
ED124010	12G X 4" X 10'	1,000 LFT/PLT
ED184016	1/8" X 4" X 16'	800 LFT/PLT
ED186016	1/8" X 6" X 16'	800 LFT/PLT
ED3164016	3/16" X 4" X 16'	800 LFT/PLT
ED3166016	3/16" X 6" X 16'	800 LFT/PLT
ED2505016	1/4" X 5" X 16'	800 LFT/PLT
ED2506016	1/4" X 6" X 16'	800 LFT/PLT

FINSHES ARE: B=BLACK, G=GREEN, BR=BROWN, CT=DURARUST, DT=DESERT TAN, P=PLAIN

FLAT STACKING TIES

Product Code	Description	Pallet Quantities
FCFT558118	5-5/8" X 1-1/8"	78 C/PLT
FCFT006118	6" X 1-1/8"	78 C/PLT
FCFT008118	8" X 1-1/8"	66 C/PLT
FCFT010118	10" X 1-1/8"	54 C/PLT
FCFT012118	12" X 1-1/8"	48 C/PLT
FCFT014118	14" X 1-1/8"	21 C/PLT
FCFT016118	16" X 1-1/8"	21 C/PLT
FCFT018118	18" X 1-1/8"	18 C/PLT
FCFT024118	24" X 1-1/8"	15 C/PLT

100 PCS/BOX

X-FLAT TIES

Product Code	Description	Pallet Quantities
FSXFLAT06STD	6" X-FLAT TIE	78 C/PLT
FSXFLAT08STD	8" X-FLAT TIE	66 C/PLT
FSXFLAT10STD	10" X-FLAT TIE	54 C/PLT
FSXFLAT12STD	12" X-FLAT TIE	48 C/PLT

100 PCS/BOX

ALUMINUM FORM TIES- (NOMINALS)

Product Code	Description	Pallet Quantities
FAFORMTIE06N	6" ALUMINUM FORM TIE	50 C/PLT
FAFORMTIE08N	8" ALUMINUM FORM TIE	50 C/PLT
FAFORMTIE10N	10" ALUMINUM FORM TIE	50 C/PLT
FAFORMTIE12N	12" ALUMINUM FORM TIE	50 C/PLT

100 PCS PER TIE WIRE

ALUMINUM FORM TIES- (FULLS)

Product Code	Description	Pallet Quantities
FAFORMTIE06	6" ALUMINUM FORM TIE	50 C/PLT
FAFORMTIE08	8" ALUMINUM FORM TIE	50 C/PLT
FAFORMTIE10	10" ALUMINUM FORM TIE	50 C/PLT
FAFORMTIE12	12" ALUMINUM FORM TIE	50 C/PLT

100 PCS PER TIE WIRE

C = 100 PIECES

EZ-STRIP FORM CLIPS

Product Code	Description	Pallet Quantities	BOX QUANTITY
FC558118EZ	5-5/8" X 1-1/8"	78 C/PLT	100 PCS/BOX
FC006118EZ	6" X 1-1/8"	78 C/PLT	100 PCS/BOX
FC758118EZ	7-5/8" X 1-1/8"	66 C/PLT	100 PCS/BOX
FC008118EZ	8" X 1-1/8"	66 C/PLT	100 PCS/BOX
FC958118EZ	9-5/8" X 1-1/8"	54 C/PLT	100 PCS/BOX
FC010118EZ	10" X 1-1/8"	54 C/PLT	100 PCS/BOX
FC1158118EZ	11-5/8" X 1-1/8"	48 C/PLT	100 PCS/BOX
FC012118EZ	12" X 1-1/8"	48 C/PLT	100 PCS/BOX
FC014118EZ	14" X 1-1/8"	21 C/PLT	50 PCS/BOX
FC016118EZ	16" X 1-1/8"	21 C/PLT	50 PCS/BOX
FC018118EZ	18" X 1-1/8"	18 C/PLT	50 PCS/BOX
FC024118EZ	24" X 1-1/8"	15 C/PLT	50 PCS/BOX
FC006034EZ	6" X 3/4"	78 C/PLT	100 PCS/BOX

STANDARD FORM CLIPS

Product Code	Description	Pallet Quantities	BOX QUANTITY
FC558118	5-5/8" X 1-1/8"	78 C/PLT	100 PCS/BOX
FC006118	6" X 1-1/8"	78 C/PLT	100 PCS/BOX
FC758118	7-5/8" X 1-1/8"	66 C/PLT	100 PCS/BOX
FC008118	8" X 1-1/8"	66 C/PLT	100 PCS/BOX
FC958118	9-5/8" X 1-1/8"	54 C/PLT	100 PCS/BOX
FC010118	10" X 1-1/8"	54 C/PLT	100 PCS/BOX
FC1158118	11-5/8" X 1-1/8"	48 C/PLT	100 PCS/BOX
FC012118	12" X 1-1/8"	48 C/PLT	100 PCS/BOX
FC014118	14" X 1-1/8"	21 C/PLT	50 PCS/BOX
FC016118	16" X 1-1/8"	21 C/PLT	50 PCS/BOX
FC018118	18" X 1-1/8"	18 C/PLT	50 PCS/BOX
FC024118	24" X 1-1/8"	15 C/PLT	50 PCS/BOX
FC006034	6" X 3/4"	78 C/PLT	100 PCS/BOX
FC008034	8" X 3/4"	66 C/PLT	100 PCS/BOX
FC010034	10" X 3/4"	54 C/PLT	100 PCS/BOX



NORTHERN REGION

P.O. Box 183471
Shelby Township, Mi 48318
(586) 254-8500
(800) 888-9708
Fax (586) 254-8555

SOUTHERN REGION

P.O. Box 311
Farmersville, Tx 75442
(270) 826-7008
(800) 888-6872
Fax (270) 826-7018

CORPORATE OFFICES

P.O. Box 36795
Tucson, Az 85740
(520) 742-6194
Fax (520) 293-2202

WESTERN REGION

5488 Reflex Drive
Las Vegas, Nv 89156
(520) 742-6194
(800) 888-7425
Fax (520) 293-2202

**SOUTH-EASTERN WAREHOUSE
& DISTRIBUTION**

Jacksonville, Fl 32258
(800) 888-6872
Fax (270) 826-7018



THE J D RUSSELL COMPANY