

DURAEDGE LANDSCAPE EDGING


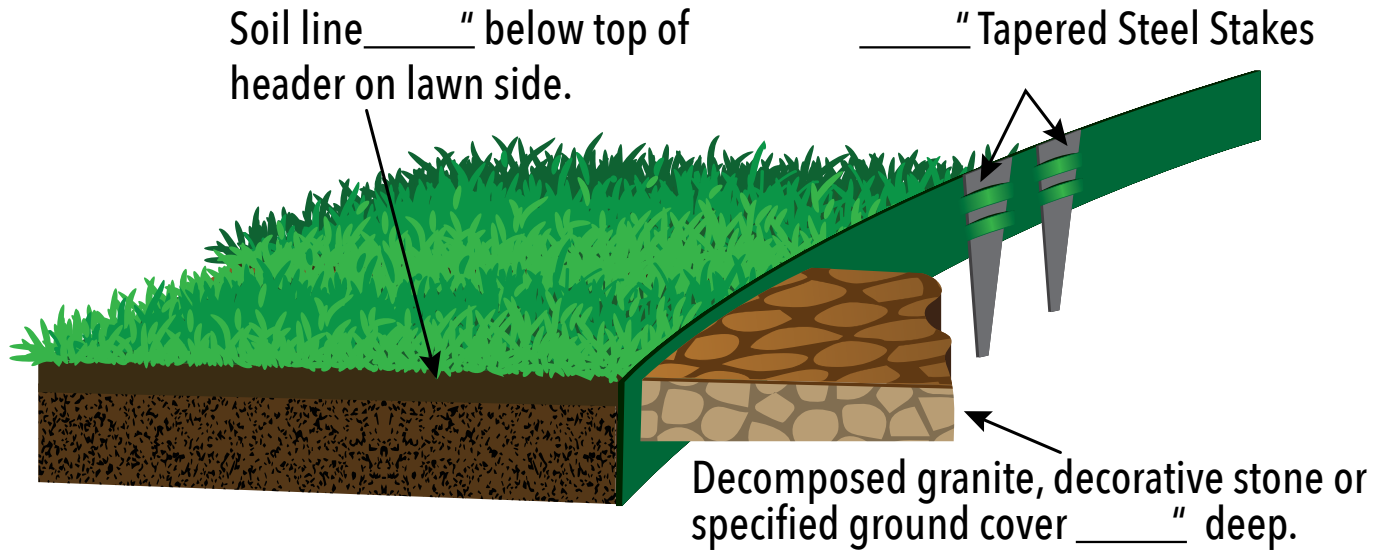
A. Steel Landscape Edging

1. **Steel Landscape Edging Size:** Comply with ASTM A 569, hot-rolled, standard flexible carbon steel landscape edging, fabricated in sections with stake pockets stamped, punched, or welded to face of sections approximately thirty inches (30") apart to receive stakes. Steel landscape edging (header) shall be double staked at overlap joints, and designed to receive tapered steel stakes
 - a. *Insert one of the following steel landscape edging sizes:*
 - 1/4" thick, 5" wide, by 16' length, with 7 stakes (actual coverage 15'-4")
 - 3/16" thick, 4" wide, by 16' length, with 6 stakes (actual coverage 15'-4")
 - 1/8" thick, 4" wide, by 16' length, with 6 stakes (actual coverage 15'-4")
 - 12ga (.10"-105") x 4" wide, by 10' length, with 4 stakes (actual coverage 9'-4")
 - 14ga (.07"-075") x 4" wide, by 10' length, with 4 stakes (actual coverage 9'-4")
2. **Steel Landscape Edging Finish: Insert Selection:**
 - a. Painted finish shall be Sherwin Williams H68GT85 powder coat paint electrostatically applied and oven baked. Minimum thickness to be 1.5 mils. Color shall be GREEN, BROWN, BLACK.
 - b. Hot-Dipped Galvanized finish to be applied after steel landscape edging is cut to length and stake pockets are stamped, punched or welded. Galvanization shall comply with ASTM A123/A123M-97A. Zinc coverage shall be to a standard thickness of (*available in these thicknesses and in 1/8" only in the deep-pocket version*):
 - 1/4" x 5" wide, by 16' length – 3.3 mil (2.0 oz/ft²)
 - 3/16" x 4" wide, by 16' length – 3.0 mil (1.7 oz/ft²)
 - 1/8" x 4" wide, by 16' length – 2.6 mil (1.5 oz/ft²)
3. **Steel Landscape Edging Stakes: Insert Selection:**
 - a. 1/4", 3/16" and 1/8" (*deep pocket version*) edging specify staking as follows:
Steel, tapered, 16" minimum length, and finished to match specified steel landscape edging (header). Stakes designed specifically to anchor steel landscape edging (header) in place, and shall be made by the manufacturer of the steel landscape edging (header) for which they will be used.
 - b. 1/8" (*standard pocket version*), 12ga and 14ga specify staking as follows:
Steel, tapered, 12" or 14" (*specify which*) length and finished to match specified steel landscape edging (header). Stakes designed specifically to anchor steel landscape edging (header) in place, and made by the manufacturer of the steel landscape edging (header) for which they will be used.
4. **Accessories:** Standard start/end sections, 90° corners, splicers as required, sectional and one-piece circles.
5. **Acceptable Manufacturers:** "DURAEDGE", by The J D Russell Company, Tucson, AZ (800-888-7425) or equal (*no known equal*), as approved by the Owner's Representative. The Landscape Architect shall be afforded the opportunity to review any substitution

INSTALLATION OF DURAEDGE LANDSCAPE EDGINGS







- A. **Steel Landscape Edging:** Install steel landscape edging where indicated on Contract Drawings, according to manufacturer's recommendations. Anchor with steel stakes spaced approximately 30 inches on-center, driven below top elevation of edging, or at every stake pocket location in landscape edging (header) sections designed and manufactured to receive stakes. Stakes shall be located in solid undisturbed soil, or in soil set at 85% relative compaction.
 1. **Horizontal Alignment:** Install straight sections true to the alignments as indicated, free of waves or bends, using strings as guides. Install curved sections true to the alignments as indicated, free of waves or bends, following marked alignments approved in the field by the Owner's Representative. The Landscape Architect shall be given the opportunity to review the layouts.
 - a. Field weld all butt joints and at joints that change in orientation greater than _____ degrees (specify).
 2. **Vertical Alignment:** Install parallel with the finished grade.
 3. **Damaged Edging:** Replace edging sections damaged by construction operations.


SPECIFIER INSERT for STEEL HEADER



All steel curbing shall be _____ thick x _____ deep with _____ stakes per section, shot blast prepped per SSPC surface preparation specification #6 and powder coated _____ as manufactured by The J D Russell Company and under its trade name DURAEDGE.

SELECT DESIRED FINISH

<input type="checkbox"/> 	<input type="checkbox"/> 	<input type="checkbox"/> 	<input type="checkbox"/> 	<input type="checkbox"/> 	<input type="checkbox"/> 
Black	Raw Steel	Green	Brown	Galvanized	Self Weathering A-588 Steel



NORTHERN REGION
 P.O. Box 183471
 Shelby Township, MI. 48318
 (586) 254-8500
 (800) 888-9708
 Fax (586) 254-8555

SOUTHERN REGION
 P.O. Box 311
 Farmersville, TX. 75442
 (270) 826-7008
 (800) 888-6872
 Fax (270) 826-7018

WESTERN REGION
 129 Second St
 Henderson, KY. 42420
 (270) 826-7008
 (800) 888-6872
 Fax (270) 826-7018